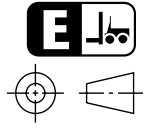
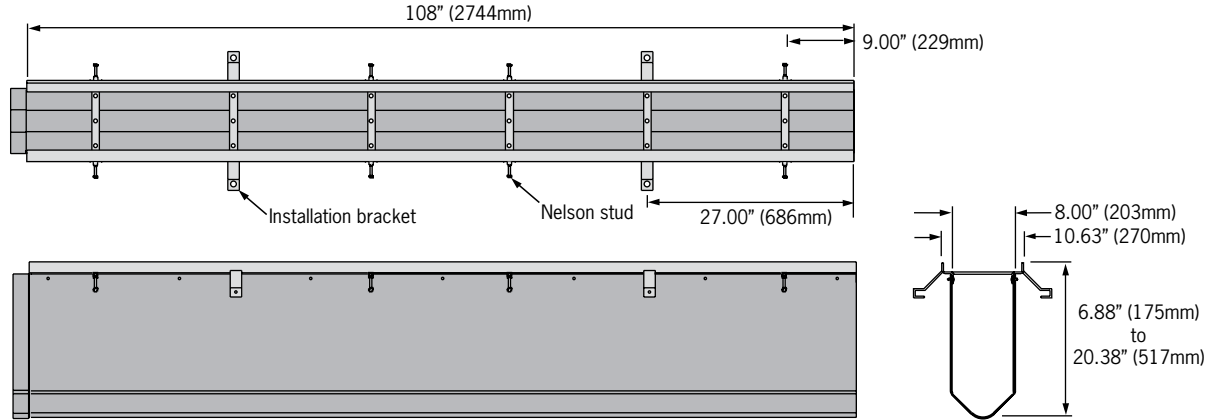
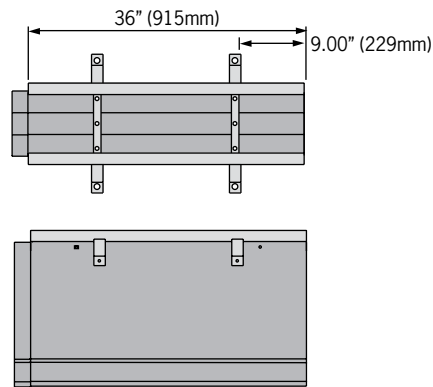


**FlowDrain - FG200 channel system with black coated steel frame**

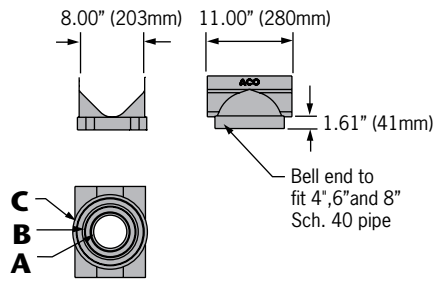
**Nine foot channel**



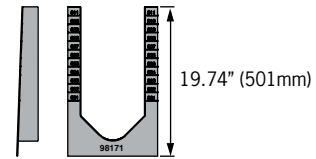
**Three foot channel**



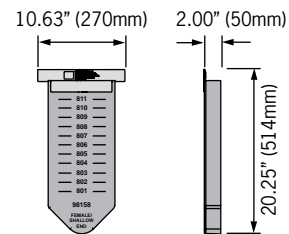
**Vertical outlet adapter**



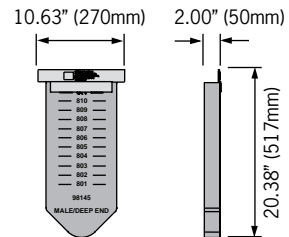
**Channel Collar**



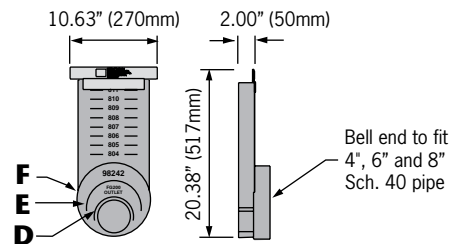
**Closing cap - Female**



**Closing cap - Male**



**Outlet end cap**



**Outlet flow rates**

Outlet	Product	Outlet size (Sch. 40)	Invert Depth	GPM	CFS
A	Vertical outlet - F801	4" round	7.88	154	0.34
A	Vertical outlet - F812	4" round	20.25	246	0.54
B	Vertical outlet - F801	6" round	7.88	346	0.77
B	Vertical outlet - F812	6" round	20.25	553	1.23
C	Vertical outlet - F801	8" round	7.88	616	1.37
C	Vertical outlet - F812	8" round	20.25	982	2.18
D	Outlet cap - F802	4" round	9.00	145	0.33
D	Outlet cap - F812	4" round	20.25	233	0.54
E	Outlet cap - F803	6" round	10.13	330	0.76
E	Outlet cap - F812	6" round	20.25	510	1.17
F	Outlet cap - F805	8" round	12.38	635	1.46
F	Outlet cap - F812	8" round	20.25	880	2.03

Note: These are the pipe flow rates at the specified outlet, NOT channel flow rates.

ACO Specification Information

# ACO DRAIN

## FlowDrain - FG200 channel system with black coated steel frame



ACO Specification Information

Description	Part No.	Invert Depth		Weight lbs.
		inches	mm	
F801 Sloped channel - 108" (2.75m)	99006	6.75 - 7.88	172 - 200	11.0
F802 Sloped channel - 108" (2.75m)	99013	7.88 - 9.00	200 - 229	12.0
F803 Sloped channel - 108" (2.75m)	99021	9.00 - 10.13	229 - 257	13.0
<b>F803N Neutral channel - 108" (2.75m)</b>	<b>99048</b>	<b>10.13</b>	<b>257</b>	<b>15.5</b>
<b>F803N3 Neutral channel - 36" (0.915m)</b>	<b>99034</b>	<b>10.13</b>	<b>257</b>	<b>5.2</b>
F804 Sloped channel - 108" (2.75m)	99055	10.13 - 11.25	257 - 286	14.1
F805 Sloped channel - 108" (2.75m)	99062	11.25 - 12.38	286 - 314	15.2
F806 Sloped channel - 108" (2.75m)	99071	12.38 - 13.50	314 - 343	16.3
<b>F806N Neutral channel - 108" (2.75m)</b>	<b>99095</b>	<b>13.50</b>	<b>343</b>	<b>16.3</b>
<b>F806N3 Neutral channel - 36" (0.915m)</b>	<b>99084</b>	<b>13.50</b>	<b>343</b>	<b>5.5</b>
F807 Sloped channel - 108" (2.75m)	99109	13.50 - 14.63	343 - 371	17.4
F808 Sloped channel - 108" (2.75m)	99116	14.63 - 15.75	371 - 400	18.5
F809 Sloped channel - 108" (2.75m)	99123	15.75 - 16.87	400 - 429	19.6
<b>F809N Neutral channel - 108" (2.75m)</b>	<b>99145</b>	<b>16.87</b>	<b>429</b>	<b>19.6</b>
<b>F809N3 Neutral channel - 36" (0.915)</b>	<b>99132</b>	<b>16.87</b>	<b>429</b>	<b>6.5</b>
F810 Sloped channel - 108" (2.75m)	99156	16.87 - 18.00	429 - 457	20.7
F811 Sloped channel - 108" (2.75m)	99162	18.00 - 19.13	457 - 486	21.8
F812 Sloped channel - 108" (2.75m)	99175	19.13 - 20.25	486 - 514	23.0
<b>F812N Neutral channel - 108" (2.75m)</b>	<b>99192</b>	<b>20.25</b>	<b>514</b>	<b>23.0</b>
<b>F812N3 Neutral channel - 36" (0.915)</b>	<b>99186</b>	<b>20.25</b>	<b>514</b>	<b>7.7</b>
<b>Channel Frames</b>				
Black coated steel frame - 108" (2.75m)	97066	-	-	57.9
Black coated steel frame - 36" (0.915)	98524	-	-	19.3
<b>Catch Basins</b>				
Please refer to separate sheet for F600 and F880 catch basin information				
<b>Accessories</b>				
Closing cap (F) with black end frame	98365	-	-	1.1
Closing/outlet cap (M) with black end frame	98363	-	-	1.3
Outlet cap (M) with black end frame	98361	-	-	1.8
Vertical outlet adapter - 4" or 6" Sch. 40 outlet	98103	-	-	1.6
FG200 Channel/catch basin collar	98171	19.74	501	1.1

### Notes:

- Invert depths are for the channel/catch basin body & frame assembly
- Channel weights are for fiberglass body only
- Closing caps can be cut down to suit all channels
- Add 2" to length of each channel for female joining flange (only applicable at shallowest end of run)
- Frames supplied with plastic snap-fit studs for connecting to fiberglass body
- (F) = female
- (M) = male

### Specifications

#### General

The surface drainage system shall be ACO Drain FG200 complete with black coated steel frame and bolted gratings as manufactured by ACO, Inc. or equal approved.

#### Materials

The trench system bodies shall be manufactured from fiberglass, with minimum properties as follows:

Compressive strength:	24,400 psi
Flexural strength:	9,943 psi
Water absorption	0.33%
Frost proof	
Salt proof	
Dilute acid and alkali resistant	

The nominal clear opening shall be 8.00" (203mm) with overall width of 10.63" (270mm). Pre-cast units shall be manufactured with either an invert slope of 1.0% or with neutral invert and have a wall thickness of at least 0.125" (3mm). Each unit will feature a full 'V' profile in the trench bottom and a 2" (50mm) male to female interconnecting end profile.

The fiberglass channel body shall be fixed to the frame using push fit nylon studs at 17.17" (436mm) intervals.

Frames shall be manufactured from black coated steel and shall incorporate anchoring features to ensure maximum mechanical bond to the surrounding bedding material and pavement surface. Frames shall incorporate installation brackets to ensure correct and easy installation. Frame shall be at least 3/16" (5mm) thick.

#### Grates

Grates should be specified. See separate ACO Spec Info grate sheets for details.

#### Installation

The trench drain system shall be installed in accordance with the manufacturer's installation instructions and recommendations.

### ACO, Inc.

**Northeast Sales Office**  
9470 Pinecone Drive  
Mentor, OH 44060  
Tel: (440) 639-7230  
Toll free: (800) 543-4764  
Fax: (440) 639-7235

**West Sales Office**  
825 W. Beechcraft St.  
Casa Grande, AZ 85122  
Tel: (520) 421-9988  
Toll Free: (888) 490-9552  
Fax: (520) 421-9899

**Southeast Sales Office**  
4211 Pleasant Road  
Fort Mill, SC 29708  
Toll free: (800) 543-4764  
Fax: (803) 802-1063

### Follow us on



**Electronic Contact:**  
info@ACODrain.us  
www.ACODrain.us



© April 2018 ACO, Inc. This information is believed to be accurate but it is not guaranteed to be so. We cannot assume liability for results that buyer obtains with our product since conditions of use are beyond the control of the company. It is the customer's responsibility to evaluate suitability and safety of product for his own use. ACO, Inc. reserves the right to change the product and specifications without notice.

April 2018

www.ACODrain.us