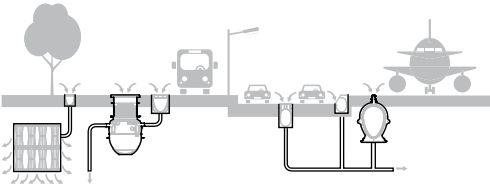


ACO External Drainage



ACO DRAIN *Brickslot Line*

Brickslot - 4" & 8" internal width, discreet slot drain



Brickslot 100 features

½ in. (12mm) slot - Easy to clean smooth



slots allow continuous water flow into channel (shown).



Heel resistant Brickslot offers an offset, double ⅜" (8mm) flared slot opening to ⅞" (22mm) throat for increased drainage capacity

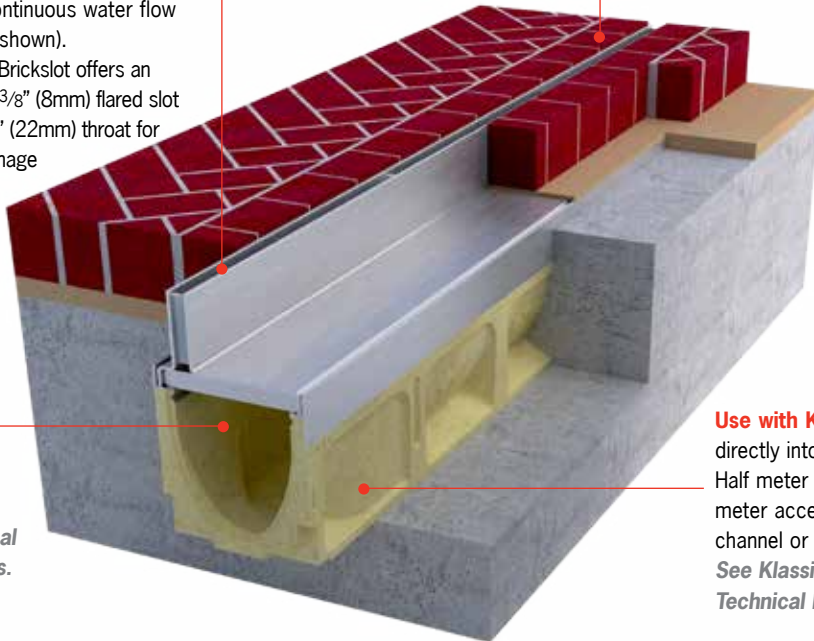


(not shown).

End caps and accessories -

Available from the K100 range.

See *KlassikDrain brochure or Technical Handbook for details.*



Brick pavers - Fit directly against slot. For light duty pedestrian applications, pavers can be set on sand. For heavier duty projects, pavers should be set on concrete. Designed for 80mm pavers - includes ⅛" (3mm) bedding.

Use with K100 channel - Brickslot fits directly into K100 channel grate recess. Half meter sections are available. Half meter access units provide access to channel or catch basin for maintenance. See *KlassikDrain brochure or Technical Handbook for details.*

Brickslot 200 features

Two parallel ½ in. (12mm) slots - Easy to



clean smooth slots allow continuous water flow into channel (shown).



Heel resistant Brickslot 200 offers a central, double ⅜" (8mm)



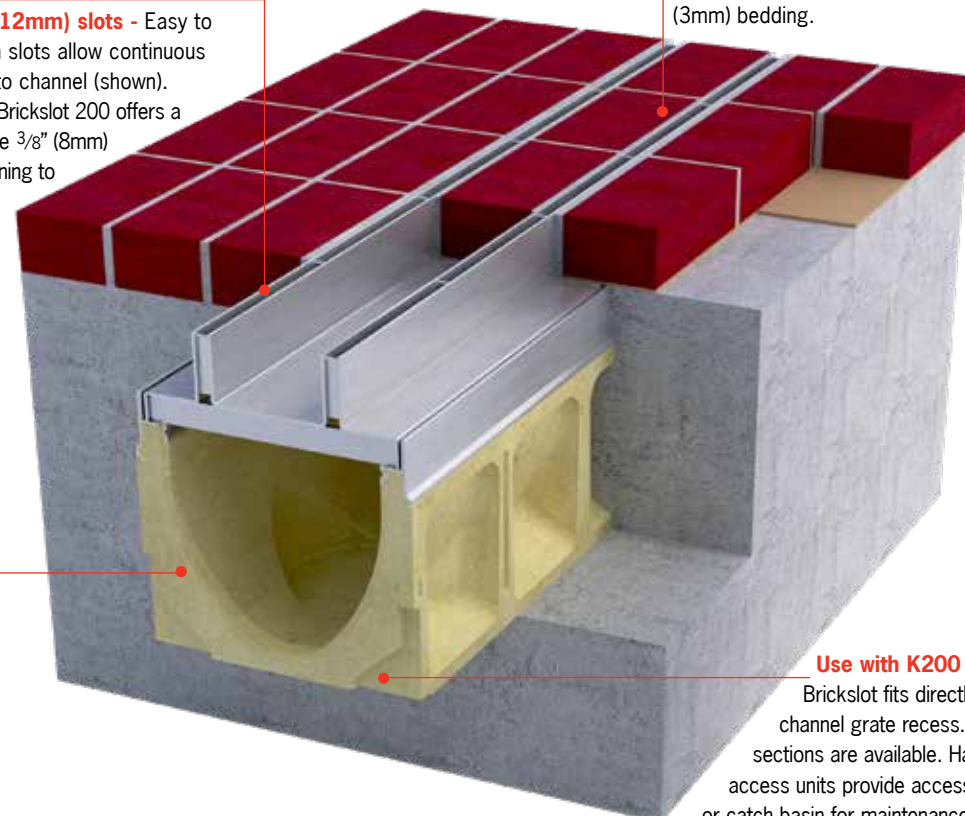
flared slot opening to ⅞" (22mm)

throat for increased drainage capacity (not shown).

End caps and accessories -

Available from the K200 range.

See *KlassikDrain brochure or Technical Handbook for details.*



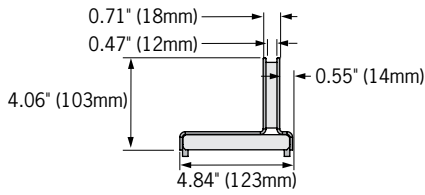
Brick pavers - Fit directly against slot. For light duty pedestrian applications, pavers can be set on sand. For heavier duty projects, pavers should be set on concrete. Designed for 80mm pavers - includes ⅛" (3mm) bedding.

Use with K200 channel - Brickslot fits directly into K200 channel grate recess. Half meter sections are available. Half meter access units provide access to channel or catch basin for maintenance.

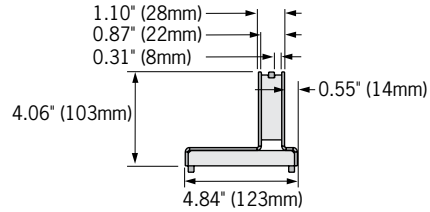
See *KlassikDrain brochure or Technical Handbook for details.*

Brickslot 100

Brickslot 100



Heel Resistant Brickslot 100



Description

Part No

Length inches (m)


Slot Size inches

Intake area sq. in.

Wgt lbs



Brickslot 100



Type 441 - galvanized	138040	39.37" (1.0m)	39.4 x 0.47	18.6	17.6			
Type 442 - galvanized	138041	19.69" (0.5m)	19.7 x 0.47	9.3	9.0			
Type 482 - galvanized access unit	138042	19.69" (0.5m)	19.7 x 0.47	9.3	16.4			
Type 443 - stainless*	138045	39.37" (1.0m)	39.4 x 0.47	18.6	17.6	✓	✗	✓
Type 444 - stainless*	138046	19.69" (0.5m)	19.7 x 0.47	9.3	9.0			
Type 484 - stainless access unit*	138047	19.69" (0.5m)	19.7 x 0.47	9.3	16.4			

* Grade 304 stainless steel.

Heel Resistant Brickslot 100

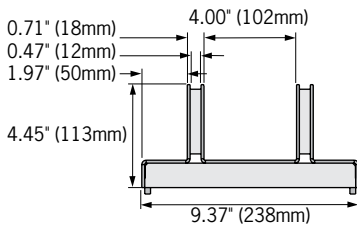


Type 470 - galvanized	138050	39.37" (1.0m)	39.4 x 0.3	24.8	18.0			
Type 471 - galvanized	138051	19.69" (0.5m)	19.7 x 0.3	12.4	9.2			
Type 483 - galvanized access unit	138052	19.69" (0.5m)	19.7 x 0.3	12.4	16.9			
Type 472 - stainless*	138055	39.37" (1.0m)	39.4 x 0.3	24.8	18.0	✓	✓	✓
Type 473 - stainless*	138056	19.69" (0.5m)	19.7 x 0.3	12.4	9.2			
Type 485 - stainless access unit*	138057	19.69" (0.5m)	19.7 x 0.3	12.4	16.9			

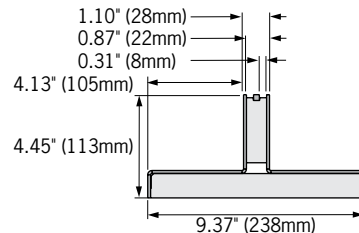
* Grade 304 stainless steel.

Brickslot 200

Twinslot 200



Heel Resistant Brickslot 200



Description

Part No

Length inches (m)

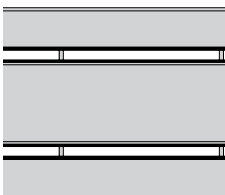
Slot Size inches

Intake area sq. in.

Wgt lbs



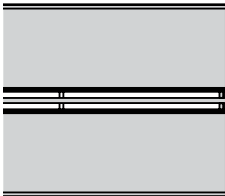
Twinslot 200



Type 641 - galvanized	138060	39.37" (1.0m)	39.4 x 0.47	37.2	36.3			
Type 642 - galvanized	138061	19.69" (0.5m)	19.7 x 0.47	18.6	18.7			
Type 682 - galvanized access unit	138062	19.69" (0.5m)	19.7 x 0.47	18.6	32.4			
Type 643 - stainless*	138065	39.37" (1.0m)	39.4 x 0.47	37.2	36.3	✓	✗	✓
Type 644 - stainless*	138066	19.69" (0.5m)	19.7 x 0.47	18.6	18.7			
Type 684 - stainless access unit*	138067	19.69" (0.5m)	19.7 x 0.47	18.6	32.4			

* Grade 304 stainless steel.

Heel Resistant Brickslot 200



Type 670 - galvanized	138070	39.37" (1.0m)	39.4 x 0.3	24.8	28.2			
Type 672 - galvanized	138071	19.69" (0.5m)	19.7 x 0.3	12.4	14.5			
Type 683 - galvanized access unit	138072	19.69" (0.5m)	19.7 x 0.3	12.4	29.0			
Type 673 - stainless*	138075	39.37" (1.0m)	39.4 x 0.3	24.8	28.2	✓	✓	✓
Type 674 - stainless*	138076	19.69" (0.5m)	19.7 x 0.3	12.4	14.5			
Type 685 - stainless access unit*	138077	19.69" (0.5m)	19.7 x 0.3	12.4	29.0			

* Grade 304 stainless steel.

Key



Compliant with Americans with Disabilities Act of 1990 Section 4.5.4



ASME A112.6.3 - 2001 Heel resistant slots less than 0.31" (8mm)



Bicycle Safe to Australian Standard AS 3996 - 2006

System access

Brickslot is a discreet, drainage solution for use with brick or stone pavers. The slot(s) blends in with paving joints giving an aesthetic solution.

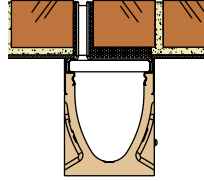
The practicality of access to the system for maintenance is dealt with by an access cover. These are typically used on an in-line catch basin, but can also for projects where catch basins are not being used, or on channels to provide additional access at the start or part-way through a run.

The access units provide the same discreet slot as the channel and can be removed for full access. The pavers are cut to fit and are bonded into the recessed cover, seamlessly blending into the paving design.

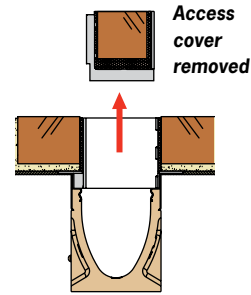
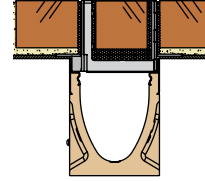


Brickslot cover with channel

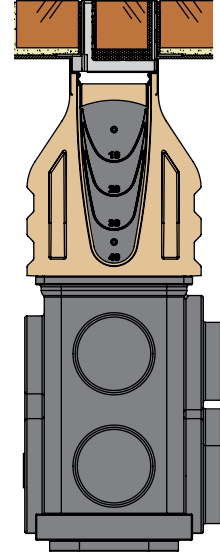
Brickslot 100



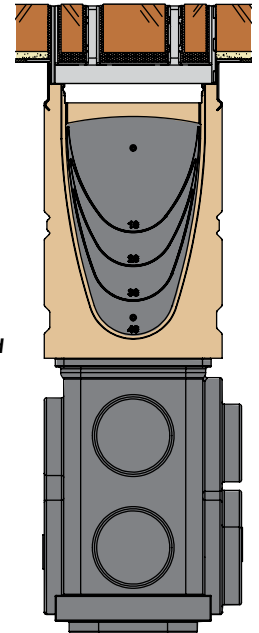
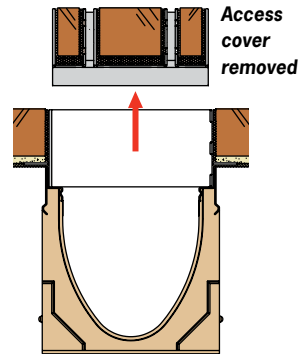
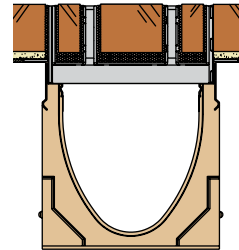
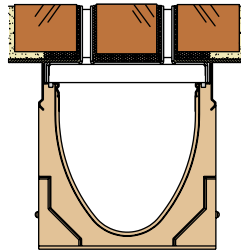
Access unit with channel - Use at start of run and/or where bottom or end outlet is used for maintenance.



Access unit with catch basin - Provides access to trash bucket and outlet pipes for maintenance.



Brickslot 200



ACO, Inc.

West Sales Office

825 W. Beechcraft St.
Casa Grande, AZ 85122
Tel: (520) 421-9988
Toll Free: (888) 490-9552
Fax: (520) 421-9899

Northeast Sales Office

9470 Pinecone Drive
Mentor, OH 44060
Tel: (440) 639-7230
Toll Free: (800) 543-4764
Fax: (440) 639-7235

Southeast Sales Office

4211 Pleasant Road
Fort Mill, SC 29708
Toll Free: (800) 543-4764
Fax: (803) 802-1063

Electronic Contact:
info@acousa.com
www.acodrain.us

© May 2018 ACO, Inc.

All reasonable care has been taken in compiling the information in this document. All recommendations and suggestions on the use of ACO products are made without guarantee since the conditions of use are beyond the control of the company. It is the customer's responsibility to ensure that each product is fit for its intended purpose and that the actual conditions of use are suitable. ACO, Inc. reserves the right to change products and specifications without notice.

Re-order Part # DL124 v1.0

